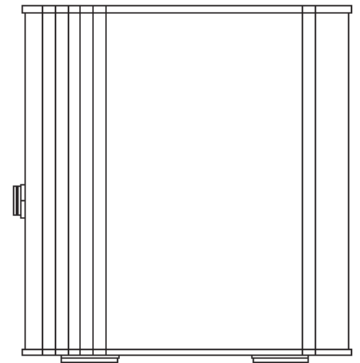
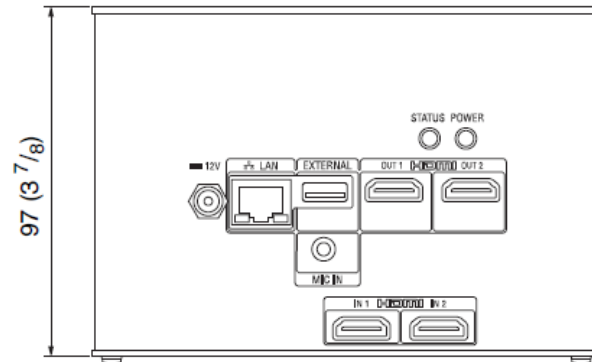
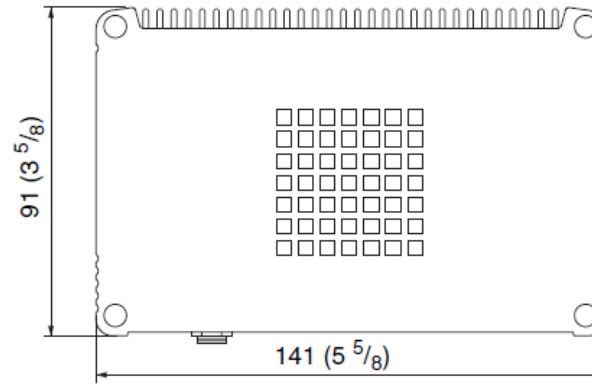


Edge Analytics Appliance

REA-C1000

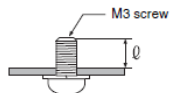
Unit: mm (inches)



1) Mounting screw holes (M3)

Mounting using mounting screws

Attach the unit using the four mounting holes (for M3 screws) on the bottom panel. Use M3 screws that meet the following criteria. Attach the unit with the screws against a flat surface, without ridges or undulations, and tighten securely.



ℓ=3 mm to 8 mm

