

Silent series

interpreter booths

The highest ISO standards and requirements, indicated by users, have resulted in the Audipack "SILENT Series" Interpreter booths. The Silent Series consists of three versions, the Silent 6300, the Silent 9300 and 9500. All versions are fully transportable.



Audipack[®]

It's great to have solutions...

The **Silent Series** are

easy and **quick** to mount



For the best translation results it must be quiet around you, so the best solution is an Audipack interpreter booth.

In the developing process of these booths, Audipack has paid full attention to a combination of requirements, i.c. flexibility, weight, good looking high quality materials, ease of use and durability.

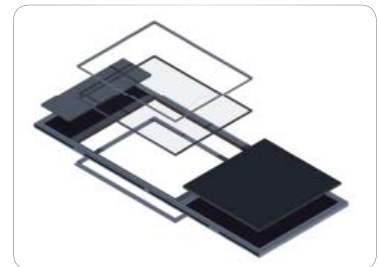
The scratch-resistant surface finishing in combination with anodised aluminium frames gives an attractive and professional appearance. Safety glass (6 mm) is used for the window-elements (plexiglass windows are optional).

The Silent Series are easy and swift to mount. One person can do the job by using a hex key. The connection of one element with another is achieved by using special locks.

All elements/panels are interchangeable, so there is no difficulty to adapt the construction to local conditions. Even the door can be placed on every side. The roof elements are connected with each other in the same way as the wall elements, resulting in a safe and solid construction.

- ▲ *Panoramic view windows*
- ▲ *Advanced cable management*
- ▲ *Quick installation*
- ▲ *ISO 4043 approved*

Double safety glass is optional for the Silent 6300 (DIN 56924). Even when the booth is frequently moved, its appearance will remain attractive.



6300 SILENT SERIES, ISO 4043, (DIN 56924*)

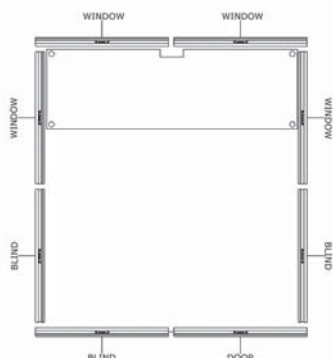
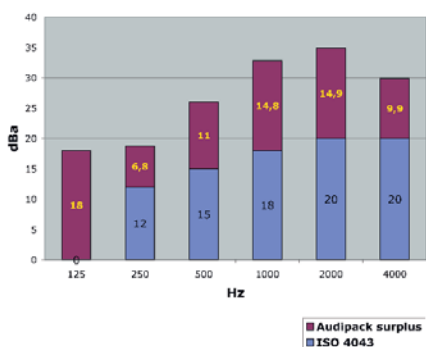


Ref.	P1483
External dimensions in mm	W 1720 x D 1720 x H 2280 excl. ventilation
Weight incl. safety glass and table	340 Kg
Colour	Light grey (approx. RAL 7042)
Sound insulation capacity	Better than ISO 4043 According to DIN 56924*
Number of booth parts incl. table and floor	13
Table dimensions in mm	1600 x 500
Including floor	yes



* DIN 56924 approved only when the optional double glass is mounted

Silent series sound insulation capacity



Adjustable feet



Ventilation



Back view



Extended 6300 booth



9300-(MK II), ISO 4043, PERFECT RENTAL SOLUTION



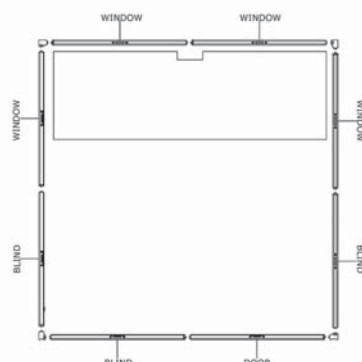
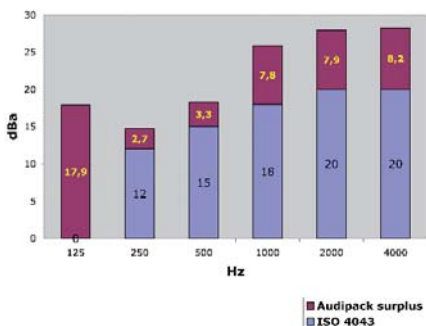
Ref.	P4302
External dimensions in mm	W 1682 x D 1682 x H 2041 excl. ventilation
Weight incl. safety glass and table	210 Kg
Colour exterior	Light grey (approx. RAL 7042)
Colour interior	Dark grey and white
Sound insulation capacity	Better than ISO 4043
Number of booth parts incl. table	11
Table dimensions in mm	1600 x 500
Including floor	no




Ref.	P4019
Type	1 person booth
External dimensions in mm	W 814 x D 1682 x H 2041 excl. ventilation
Weight incl. safety glass and table	150 Kg

Ref.	P4032
Type	Wide entrance booth for wheelchairs
Entrance door width in mm	950

Silent series sound insulation capacity



Cable duct



Ventilation



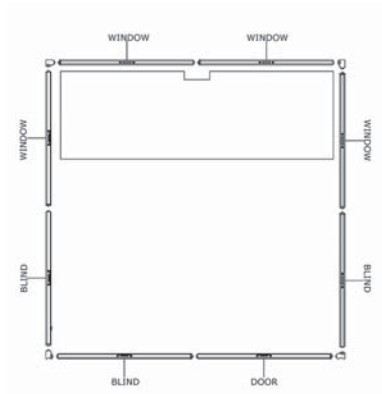
NEW

9400 SILENT SERIES, LIGHT WEIGHT VERSION



Ref.	P4301
External dimensions in mm	W 1682 x D 1682 x H 2041 excl. ventilation
Weight incl. table	130 Kg
Colour exterior	Light grey (approx. RAL 7042)
Colour interior	Dark grey and white
Number of booth parts incl. table	11
Table dimensions in mm	1600 x 500
Including floor	no

LIGHT WEIGHT VERSION



NEW

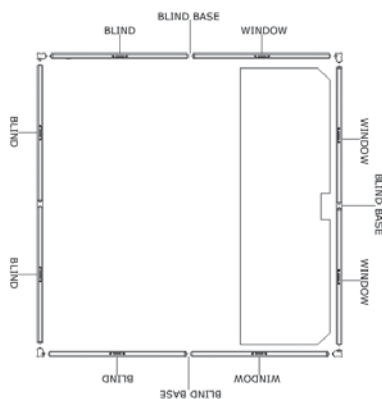
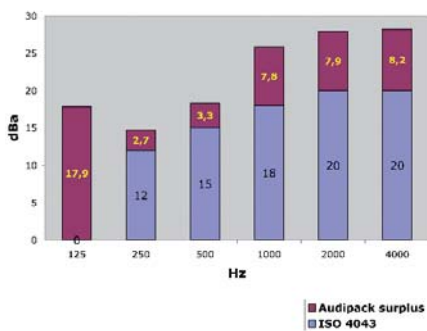
9500 SILENT SERIES, ISO 4043, VERY COMPACT IN TRANSPORT



Ref.	P1482
External dimensions in mm	W 1682 x D 1682 x H 2041
Weight incl. safety glass and table	210 Kg
Colour exterior	Light grey (approx. RAL 7042)
Colour interior	Dark grey and white
Sound insulation capacity	Unofficially ISO 4043
Number of booth parts incl. table	14
Table dimensions in mm	1600 x 500
Including floor	no



Silent series sound insulation capacity



NEW

Silent series Interpreter booths

ACCESSORIES

FLIGHTCASES

Transport your interpreter booth nice and safe in a Audipack flightcase.



Ref. Suitable for Booth Discription	5604/5887 6300 Set of 2	15645 9300 Front loader	9746 9300 Top loader	17556 9300 WE Front loader	17495 9300 1P Front loader	8969 9500 Front loader (standing model)
---	--------------------------------------	--------------------------------------	-----------------------------------	---	---	--

ASSEMBLY AID



Ref.	P1866
------	-------

TRANSPORT CART



Ref.	P1769
------	-------

VENTILATION UNITS

Ventilation A

Ventilation B

NEW



Ref. Suitable for Booth Dimensions in mm	P4320 6300, 9300 MK II W 1490 x D 204 (240) x H 85 mm	P4321 9300 MK II, 9400, 9500 W 274 x D 257 x H 166 (182) mm
--	--	--

EXTENSION SETS



Extension sets to extend an interpreter booth from 2 persons to an 3 persons booth. Combine several extension sets for more persons.



1 roof part
1 front part
1 back part
1 floor part (6300 only)
1 table extension

Ref.
Suitable for Booth

P4000
6300

P4304
9300 MK II

P4303
9400

P4025
9500

PODIUM, FOR RENTAL PURPOSES, EASY DETACHABLE

NEW



Ref.
Platform dimension in mm
Product dimensions in mm

P5660
W 1690 x D 2275
W 1770 x D 2345 x H 450